

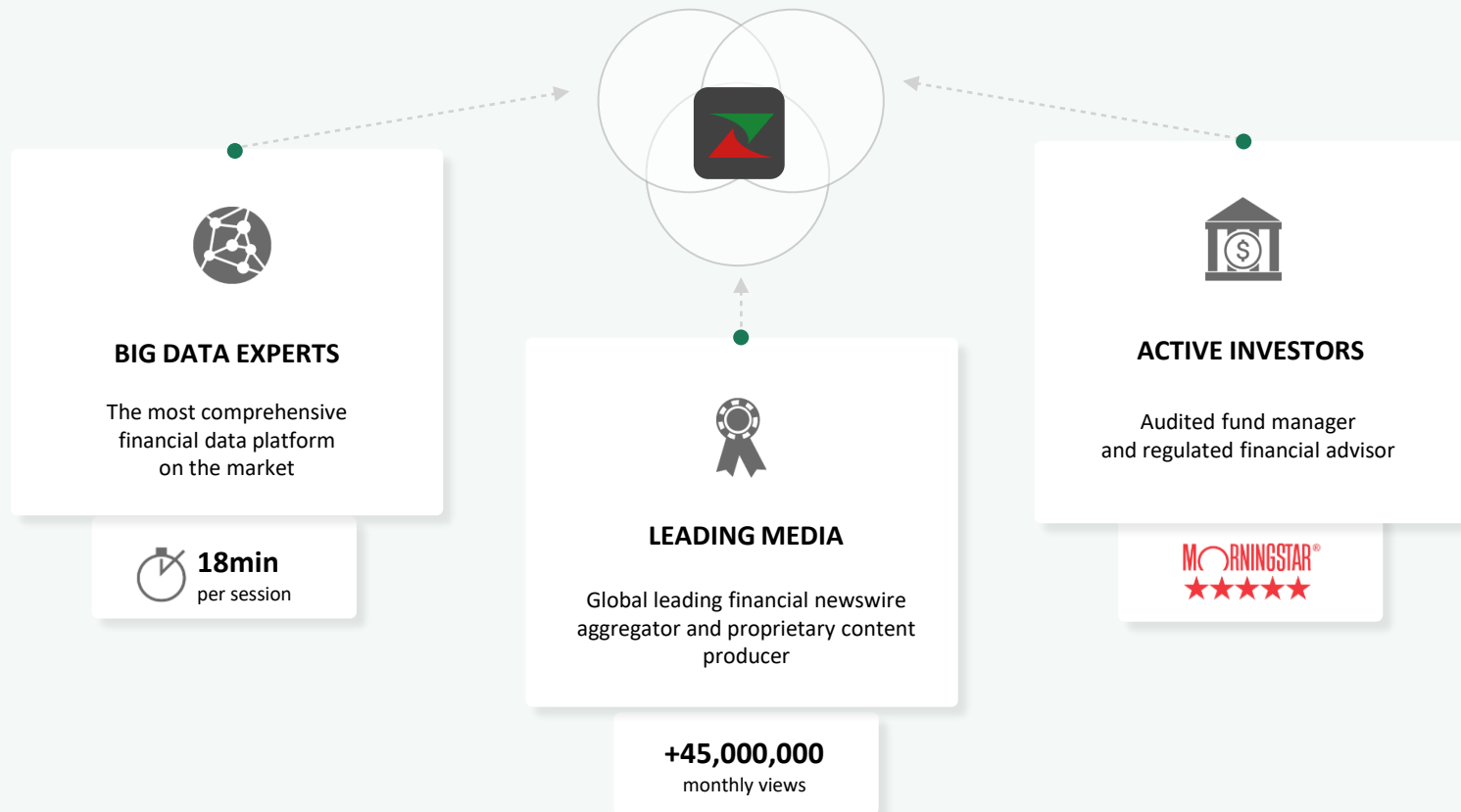


**A European leader and a global challenger  
in stock market websites**

Surperformance SAS  
January 2024 - Confidential

# About

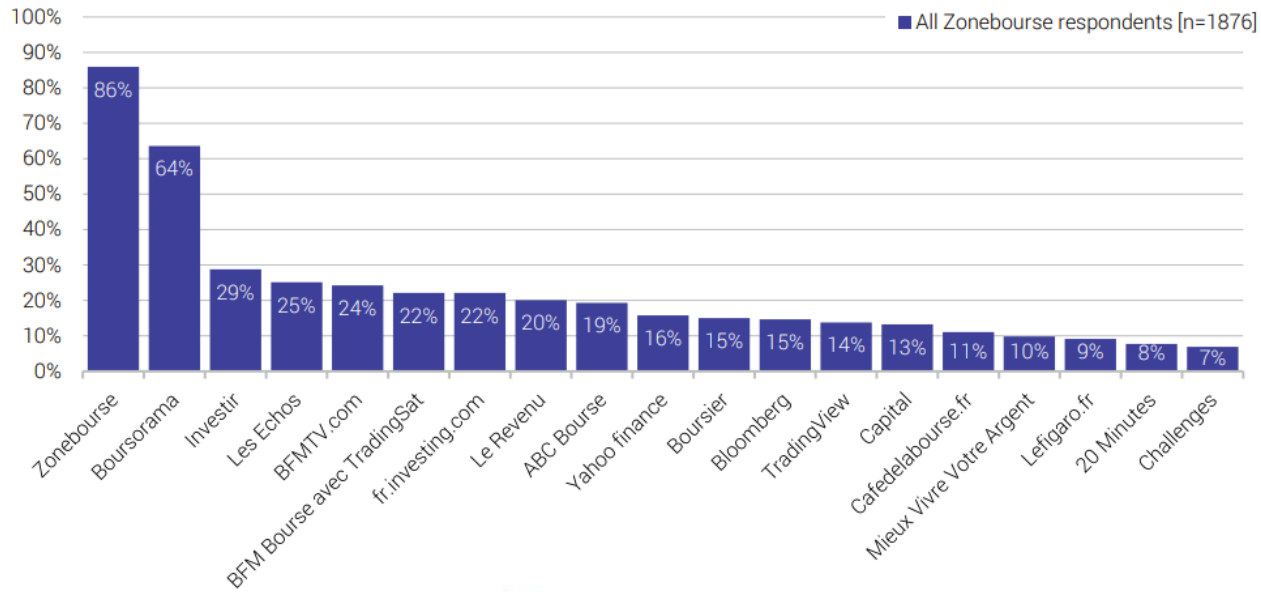
We are financial big data experts



# A pure player in the industry

We are considered as a platform on top of a financial media

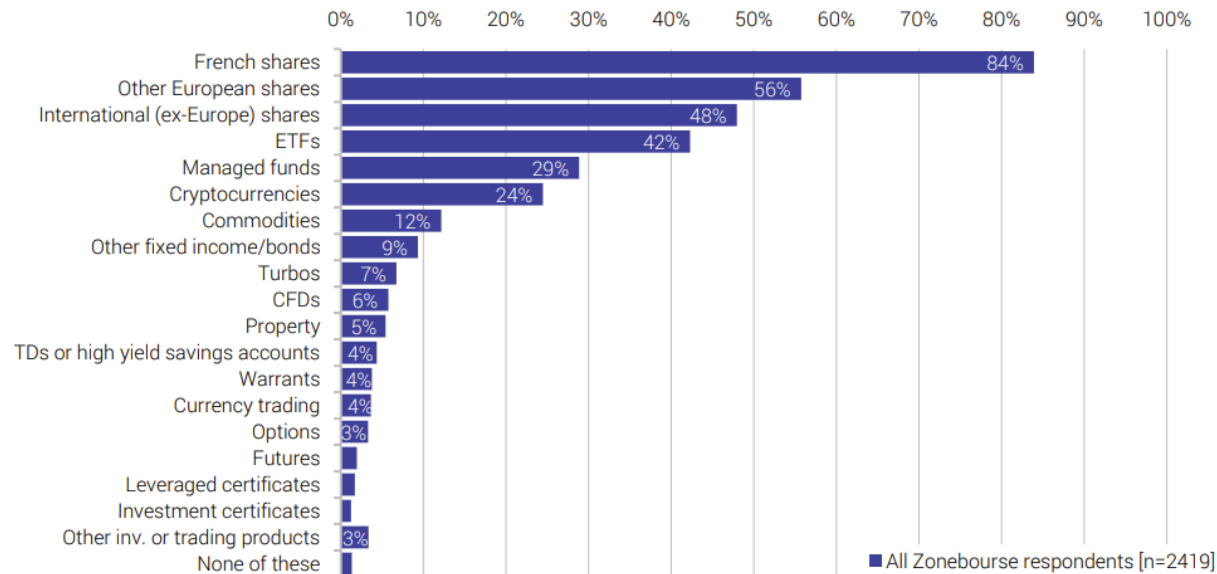
Q216 Which of the following media websites do you use or visit at least once a month?  
(Multiple responses permitted) [Continues on next page]



# Equities & ETFs

Our community is focused on equity products

Q9 Which products do you currently use (hold/trade) for investment or trading purposes?  
(Multiple responses permitted)



# European Leader Multilingual Platform

Our unique positioning gathered a massive quality-driven audience

## 7 Languages

ENGLISH					
FRENCH					
GERMAN					
SPANISH					
DUTCH					
ITALIAN					
PORTUGUESE					

Q3 2024

## Global traffic



**13** MILLIONS  
Monthly Sessions

**1** MILLION  
Members

**18** MINUTES  
per session (desktop)



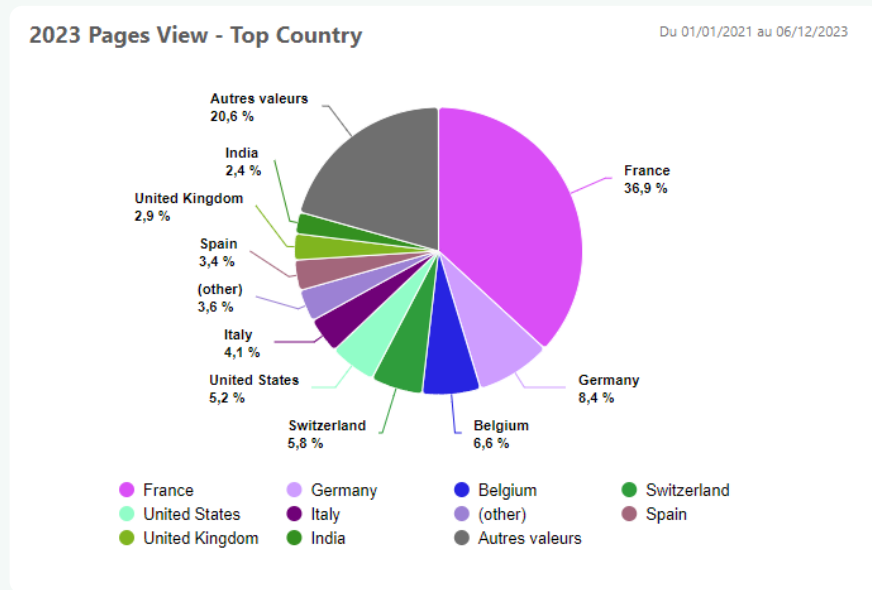
# Global expansion

Our positioning is gaining traction across the globe

## Leading countries



## Weightings



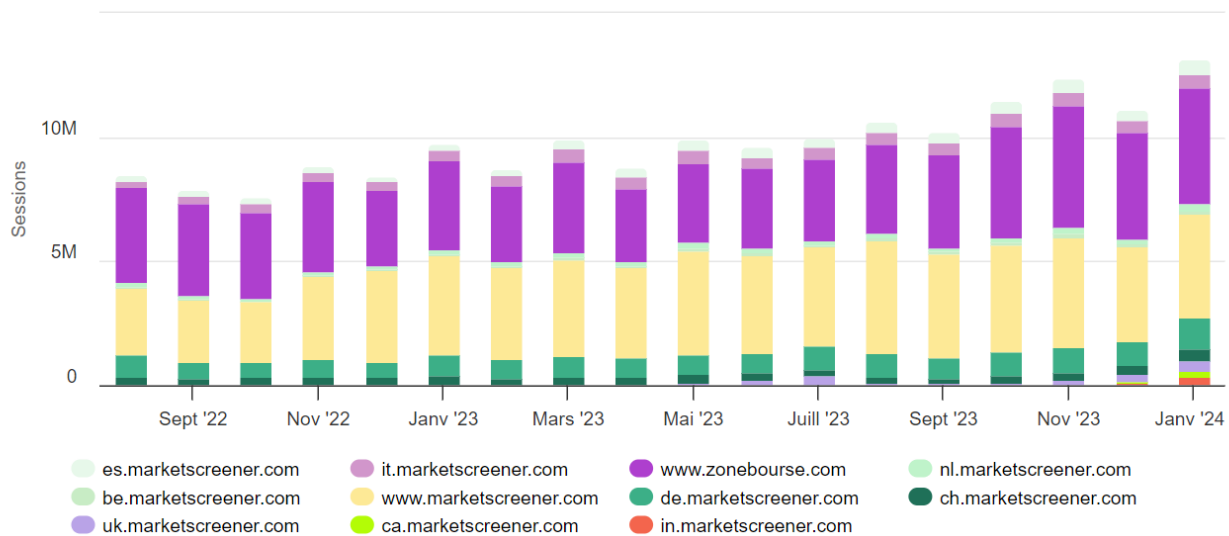
# Traction with Diversification

A successful geographic expansion while maintaining overall traffic growth

## Monthly Sessions

Monthly Session

Du 01/08/2022 au 31/01/2024



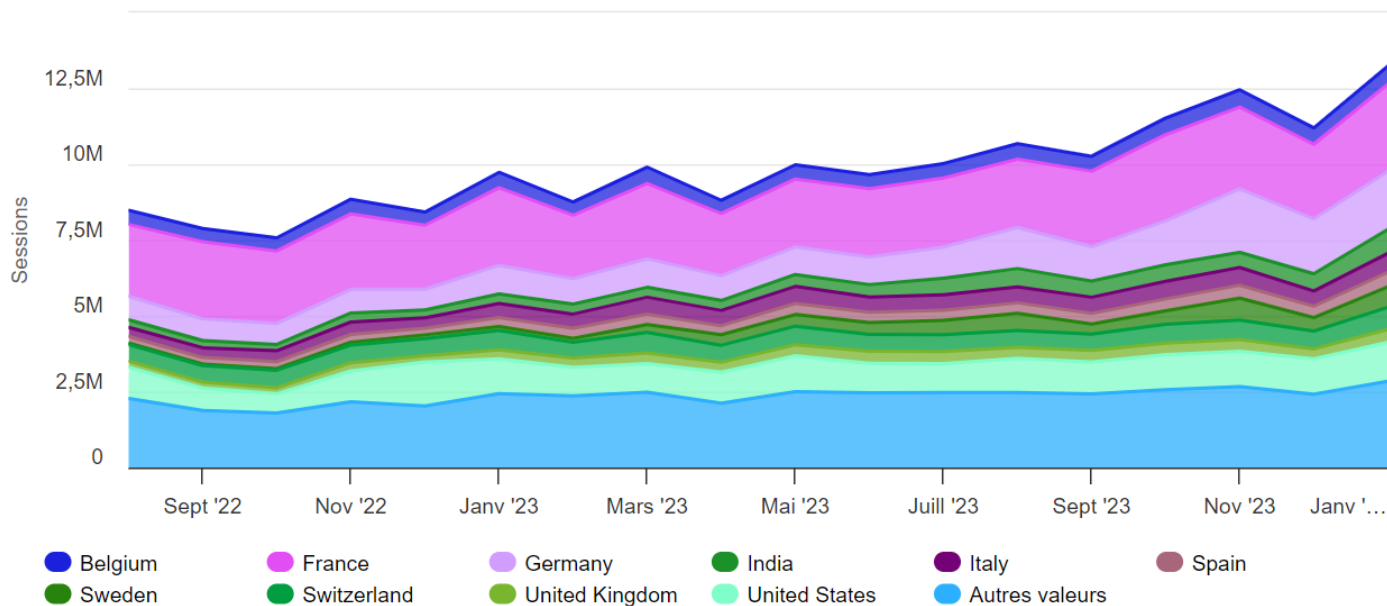
# Traction with Diversification

A successful geographic expansion while maintaining overall traffic growth

## Monthly Sessions

Monthly Sessions - Country Focus - Area

Du 01/08/2022 au 31/01/2024





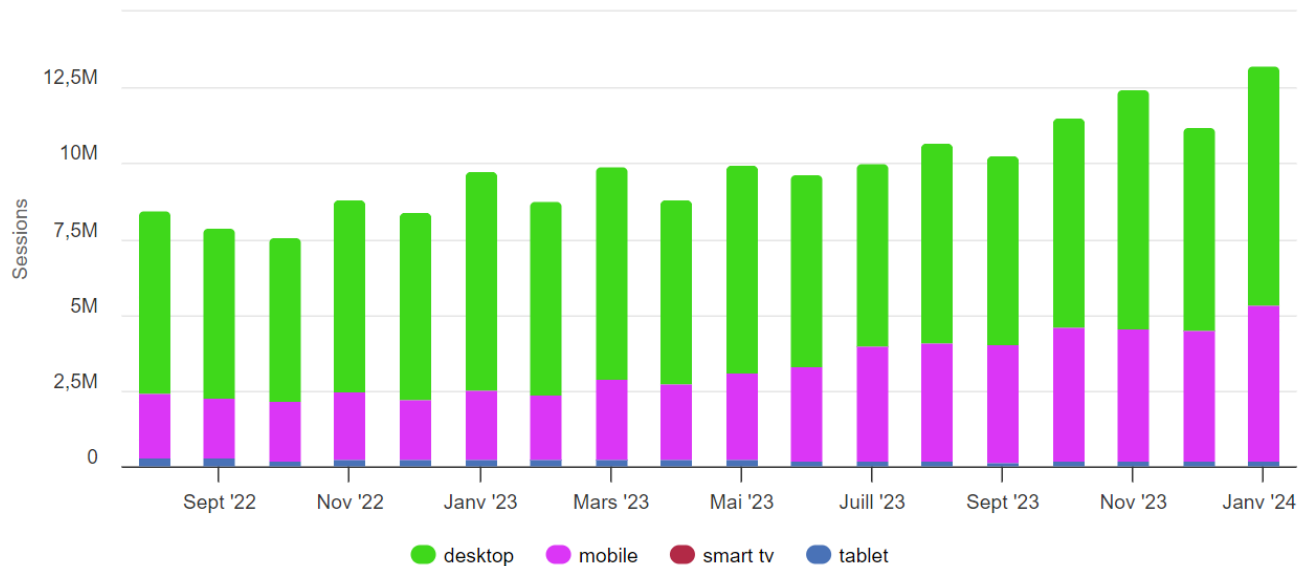
# Desktop vs Mobile

Responsive redesign in progress, leading to more traffic from mobile devices

## Monthly Sessions

Monthly Session - Device

Du 01/08/2022 au 31/01/2024



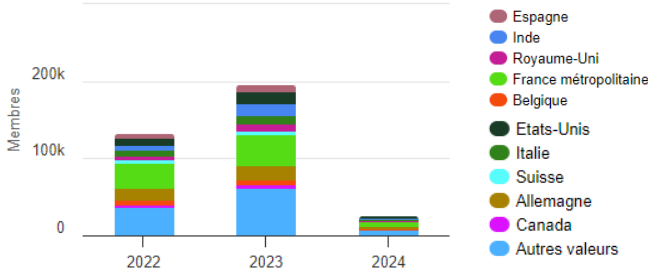
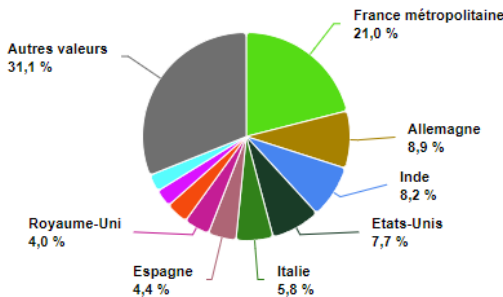
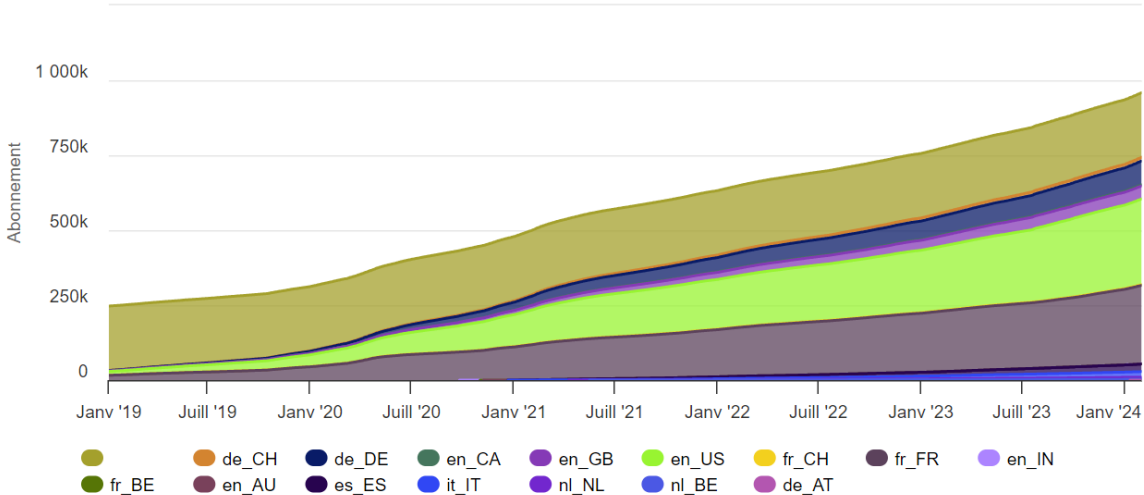
# Leads Generation

Converting traffic into leads

Monthly Leads Collect  $\approx$  17K

Membres par Edition

Du 01/01/2019 au 01/02/2024

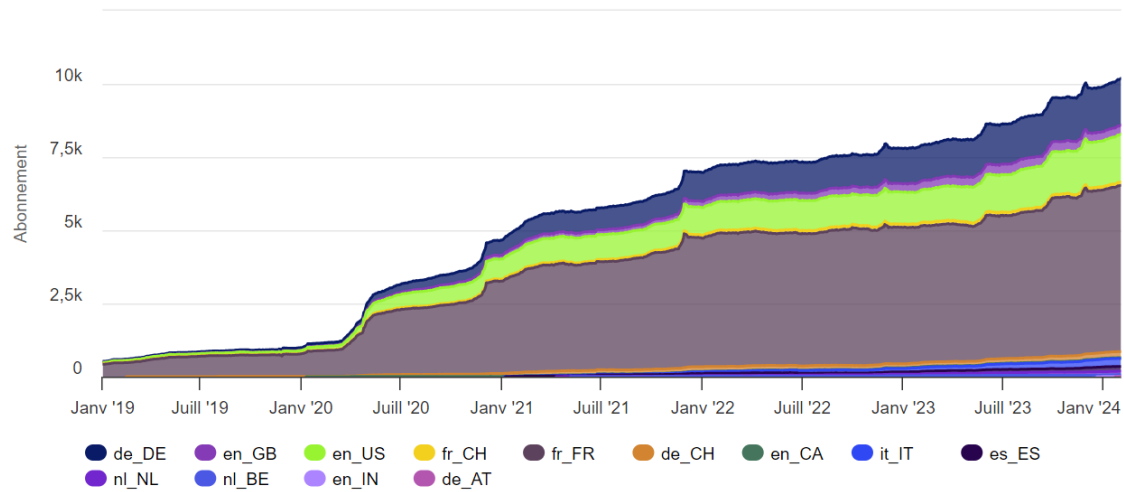


# Subscribers

Converting leads into paying subscribers

Abonnement Actif par Edition

Du 01/01/2019 au 01/02/2024



# A proven offering

We master the most relevant media channels to our community

## WEBSITE



**45M**

monthly pages views

**18min**

per session

## NEWSLETTERS



**300k**

opt-in addresses

**30 %**

opening rate

## VIDEOS



**110k+**

subscribers

**30k**

average views

## PODCASTS



**9k**

daily listenings

**7**

podcasts per week

## EMAILING



**11 3k**

opt-in addresses

**30 %**

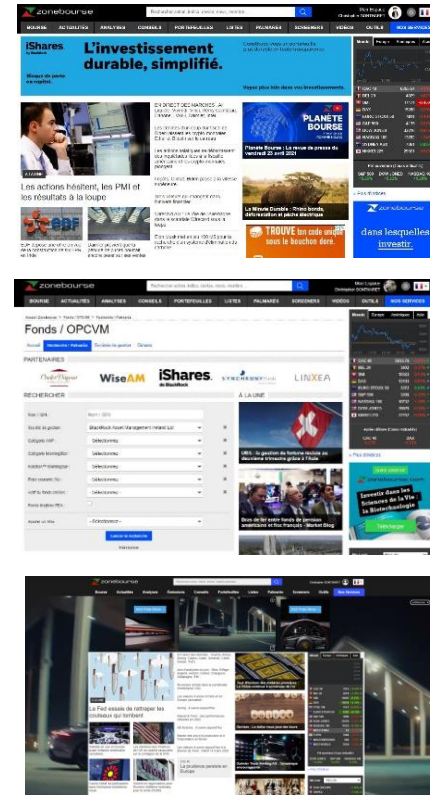
opening rate

# Advertising with us

WEBSITE NEWSLETTERS VIDEOS PODCASTS EMAILING

Placement	Size	All pages	Homepage	Section page	Mobile	Newsletter
ATF						
Large leaderboard	1000x250	x				
Top leaderboard	1000x90	x			X	
Large rectangle	300x600	x				
Rectangle	300x250	x			X	
Sponsoring button						
BTF						
Footer leaderboard	1000x250	X				
Partner section	240x40		X			
Skyscraper	160x600			X		
Custom HP	spec	x				

Available on 13 editions



# Advertising with us

WEBSITE

NEWSLETTERS

VIDEOS

PODCASTS

EMAILING

## +200k recipients

available in 5 editions



Morning Meeting

### 65k

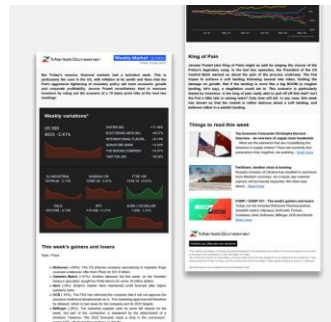
readers



Weekly Market Update

### 165k


readers



Premium Commentary

### 9k

subscribers



# Advertising with us

WEBSITE

NEWSLETTERS

VIDEOS

PODCASTS

EMAILING



**110K+**

Subscribers

across the French  
speaking area



How to invest

**35k**

views on average



Must Watch

Exclusive partnership with

**Bloomberg**

**10k**

views on average



# Advertising with us

WEBSITE

NEWSLETTERS

VIDEOS

PODCASTS

EMAILING

## 9K daily listeners

across the French speaking area



**105k**

Monthly listenings

Twice a week

5 to 10 mins



**98k**

Monthly listenings

Daily show

3 mins



Available on +15 leading Podcast platforms



# Advertising with us

WEBSITE

NEWSLETTERS

VIDEOS

PODCASTS

EMAILING

## 500k

validated opt-in emails

zonebourse

Morning Meeting

Nous l'avons échappé belle



Les marchés actions se sont remis la tête à l'endroit, un ouf de soulagement à 469 points hier peu après 13h30 avec les dernières données sur les prix à la consommation aux États-Unis. A défaut de constater une dérive profonde de l'inflation d'un mois à l'autre, les financiers peuvent au moins se raccrocher à l'idée que cette dernière se tasse légèrement et n'est pas hors de contrôle. Cela laisse une belle fenêtre de tir à la Réserve Fédérale pour relâcher le pédale d'accélération sur le relèvement de ses taux. Cet après-midi, on remet le couvert avec une nouvelle statistique de premier plan sur les prix. Quelques propos à ce sujet ci-dessous.

Zabrod, un rapide état des lieux. L'inflation a poursuivi sa lente descente à 6% en février sur une base annuelle. C'est encore mieux, d'autant plus que l'effet de base aide et que les prix poursuivent leur ascension sur le segment des services. Mais les optimistes vous diront que c'est le niveau le plus faible observé depuis novembre 2021. C'est à priori cette lecture qui a été retenue hier. Les investisseurs s'attendent donc à une action modérée de la Fed, qui devrait relever ses taux de 25 points de base à la fin du mois. Le marché a même ouvert la voie à un statu quo. La probabilité d'un tel scénario n'est pas si faible (autour de 20% à l'heure où j'écris ces lignes). Je vous rappelle que pas plus tard que la semaine dernière, le nome stat de relever les taux de 50 points de base le 22 mars, avant d'autres relèvements programmés au cours des prochains mois. Les choses évoluent très vite sur la grande bourse.

Au niveau des indices actions, après deux séances journalières en nette baisse, les indices européens ont coté en vive hausse. Néanmoins, l'intensité de la hausse a varié selon les régions: le CAC40 et le DAX allemand, plus riches en valeurs cycliques et industrielles, ont gagné un peu plus (+ 80%). Hier alors que le SMI suisse, richement doté en valeurs défensives, a gagné (+ 50%). Aux États-Unis, les trois principaux indices ont enregistré la même trajectoire haussière, le gain allant de 1,09% pour le Dow Jones à 2,32% pour le Nasdaq100. Le S&P 500 a repris (+ 1,58%). Vous vous en souciez. C'est le secteur bancaire qui a dominé les séances des hausses avec des records impressionnants pour certains banques comme [Citigroup](#) (+27%) ou encore [Citigroup](#) (+14%). Ces rebonds sont néanmoins encore insuffisants pour effacer les pertes accumulées depuis début janvier. Par exemple, le cours de First Republic Bank demeure toujours de plus de 50% depuis le début de la séance. [Vale](#) (+10%). Pour être complet, j'ajoute que le pétrole a reculé de près de 4% en raison des craintes de recession, qui constituent un sérieux frein à la demande alors que l'OPEP s'est montrée plus optimiste sur la consommation chinoise. Tout ça pour dire que le sentiment global qui ressort est toujours un peu confus.

Newsletters

### 400 k

Optin members

Swissquote

**ET SI CECI ÉTAIT VOTRE MEILLEUR INVESTISSEMENT**

6 mois de trading offert sur les marchés américains

Le marché des actions américaines, de par sa taille et sa liquidité, offre une multitude d'opportunités de diversification.

En rejoignant Swissquote, vous bénéficiez de 6 mois de trading gratuit sur les marchés américains. Ouvrez un compte avant le 30 novembre en utilisant le code promo MKT\_2B et constituez votre portefeuille diversifié.

Investissez avec un partenaire de confiance



Plus de 7 000 actions américaines



Cours et actualités en temps réel



Économisez sur les frais de change avec votre compte multidevises

Offre à durée limitée - inscrivez-vous dès maintenant

Campaign

### 110 k

Optin partners

# We are global Investors

## European Portfolio

Long Only, Full Invested, European Equities > 1B\$ of capitalization

As of January 31st 2024



Valeur

- ▶ L'ORÉAL
- ▶ FLATEXDEGRO AG
- ▶ ERAMET
- ▶ TELEPERFORMANCE SE
- ▶ REPLY S.P.A.
- ▶ MERCK KGAA
- ▶ CARL ZEISS MEDITEC AG
- ▶ SOITEC
- ▶ KERING
- ▶ SYMPSE AG
- ▶ SARTORIUS STEDIM BIOTECH
- ▶ DERICHEBOURG
- ▶ SIGNIFY N.V.
- ▶ VOLKSWAGEN AG
- ▶ EURONEXT N.V.
- ▶ STMICROELECTRONICS N.V.
- ▶ YARA INTERNATIONAL ASA
- ▶ NORSK HYDRO ASA
- ▶ VERBOD VEREENIGTE BIOENERGIE A...
- ▶ NOLATO AS (PUBL)
- ▶ THYGAND
- ▶ HARG-LLOYD AG
- ▶ TALANX AG
- ▶ AMUNDI
- ▶ TOD'S S.P.A.
- ▶ TECHNIP ENERGIES N.V.
- ▶ ACCELL GROUP N.V.
- ▶ INTERPUMP GROUP S.P.A.
- ▶ AUSTEVOLL SEAFOOD ASA
- ▶ PROSUS N.V.

# We are global Investors

## US Portfolio

Long Only, Full Invested, US Equities > 5B\$ of capitalization

As of January 31th 2024



Valeur

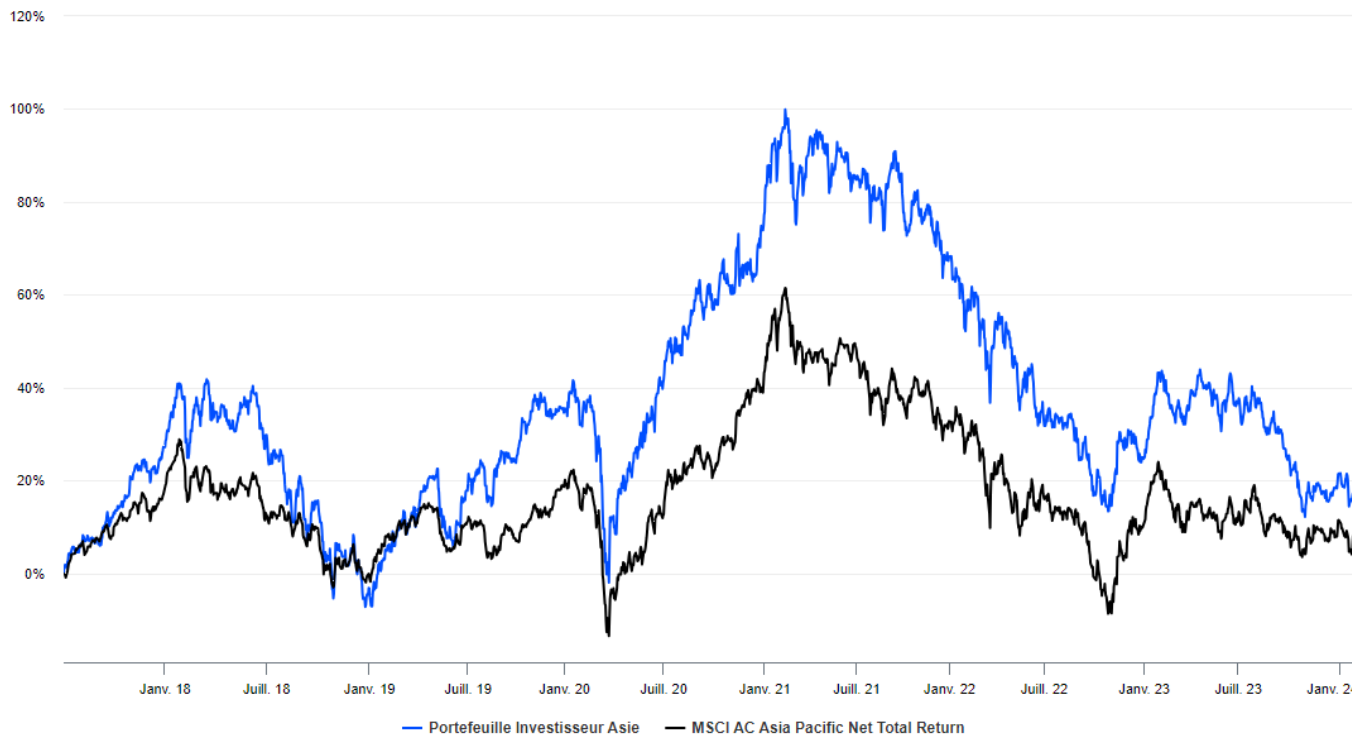
- ▶ CHARLES SCHWAB
- ▶ TESLA, INC.
- ▶ ON SEMICONDUCTOR CORPORATIO...
- ▶ MALIBU BOATS, INC.
- ▶ MERCK & CO., INC.
- ▶ KEYSIGHT TECHNOLOGIES, INC.
- ▶ LITHIA MOTORS, INC.
- ▶ COGNIZANT TECHNOLOGY SOLUTIO...
- ▶ ALPHABET INC.
- ▶ CORTEVA, INC.
- ▶ SOLAREEDGE TECHNOLOGIES, INC. —
- ▶ S&P GLOBAL, INC.
- ▶ PENTAIR PLC
- ▶ GENERAC HOLDINGS, INC.
- ▶ DR HORTON
- ▶ STEEL DYNAMICS, INC.
- ▶ THE MOSAIC COMPANY
- ▶ PFIZER, INC.
- ▶ THOR INDUSTRIES, INC.
- ▶ APPLIED MATERIALS, INC.
- ▶ ALIGN TECHNOLOGY, INC.
- ▶ MOLSON COORS BEVERAGE COMP...
- ▶ MEDIFAST, INC.
- ▶ BLACKROCK, INC.
- ▶ VICTORIA'S SECRET & CO.
- ▶ SKYWORKS SOLUTIONS, INC.
- ▶ TEMPIR BEALY INTERNATIONAL, IN...
- ▶ INVESCO LTD.
- ▶ FEDEX CORPORATION
- ▶ MORTGAGE HOMES CORPORATION

# We are global Investors

## Asian Portfolio

Long Only, Full Invested, APAC Equities > 5B\$ of capitalization

As of January 31st 2024



Valeur

- ▶ SYSMEX CORPORATION
- ▶ WISETECH GLOBAL LIMITED
- ▶ NORTHERN STAR RESOURCES LIMI...
- ▶ CHINA HONGQIAO GROUP LIMITED ...
- ▶ JD.COM, INC.
- ▶ NTT DATA CORPORATION
- ▶ TDK CORPORATION
- ▶ ONO PHARMACEUTICAL CO., LTD.
- ▶ RORZE CORPORATION
- ▶ SHIONOGI & CO., LTD.
- ▶ RELIANCE WORLDWIDE CORPORATI...
- ▶ SUMITOMO FORESTRY CO., LTD.
- ▶ CHINA MOBILE LIMITED
- ▶ IBIDEN CO.,LTD.
- ▶ SONY GROUP CORPORATION
- ▶ VALUECOMMERCE CO., LTD.
- ▶ ZHONGSHENG GROUP HOLDINGS LI...
- ▶ WEST HOLDINGS CORPORATION
- ▶ EC HEALTHCARE
- ▶ SITC INTERNATIONAL HOLDINGS CO...
- ▶ TECHTRONIC INDUSTRIES CO. LTD. ...
- ▶ A-LIVING SMART CITY SERVICES CO...
- ▶ CITY CHIC COLLECTIVE LIMITED
- ▶ USHIO INC.
- ▶ HAITIAN INTERNATIONAL HOLDINGS...
- ▶ OPEN HOUSE GROUP CO., LTD.
- ▶ TENCENT HOLDINGS LIMITED
- ▶ TIS INC.
- ▶ XIAOMI CORPORATION

# Leading Clients

Our platform is highly valued by financial players

## Online Banks & Brokers

Logos of Online Banks & Brokers:

- eToro
- Swissquote
- IG
- DE GIRO
- fortuneo BANQUE
- InteractiveBrokers
- SAXO BANK
- TRADE REPUBLIC
- xtb online trading
- BINCK\*BANK
- Boursorama Banque
- ING

## Banks

Logos of Banks:

- SOCIETE GENERALE
- UniCredit
- Goldman Sachs
- citi
- Vontobel
- BNP PARIBAS
- COMMERZBANK
- BARCLAYS



## ETF & Funds Managers

Logos of ETF & Funds Managers:

- BlackRock
- BNP PARIBAS
- Invesco
- SwissLife
- BCGE
- LOMBARD ODIER

# **Investment Solutions**

**Global & Multilingual**



# Surperformance Ratings

We daily rank companies globally by fundamentals and technicals

Investment	★★★★★
Trading	★★★★★
ESG Refinitiv	C

## APPLE VS Global Listed Companies

### Financials

Sales Growth	-----
Earnings Growth	-----
EBITDA / Sales	-----
Profitability	-----
Finances	-----

### Valuation

P/E ratio	-----
EV / Sales	-----
Price to Book	-----
Price to Free Cash Flow	-----
Yield	-----

### Momentum

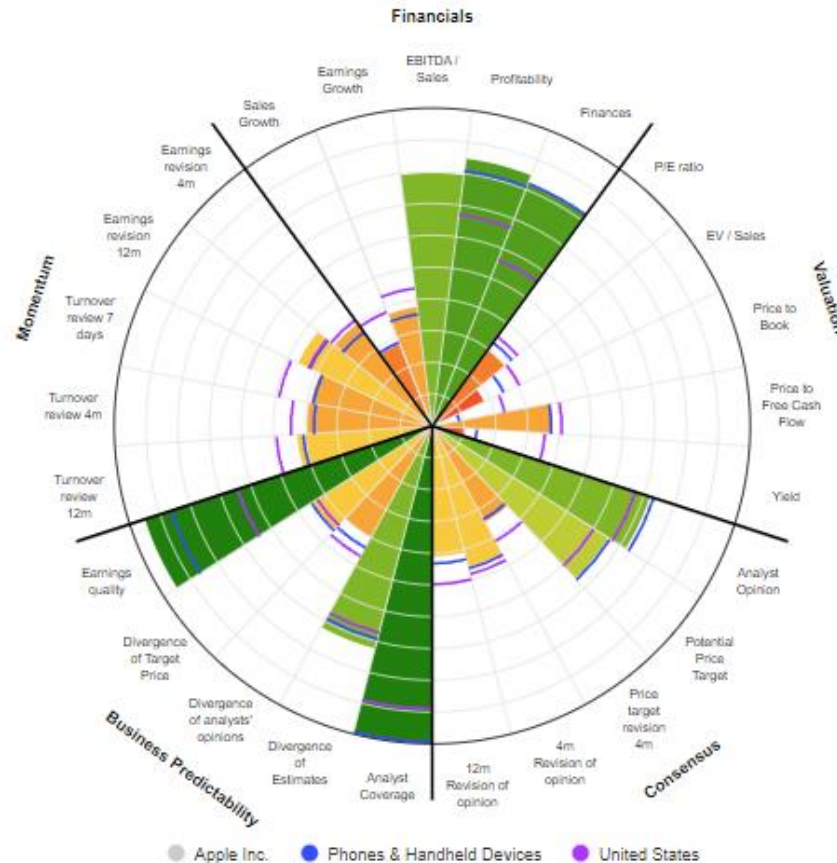
Turnover review 12m	-----
Turnover review 4m	-----
Turnover review 7 days	-----
Earnings revision 12m	-----
Earnings revision 4m	-----

### Consensus

Analyst Opinion	-----
Potential Price Target	-----
Price target revision 4m	-----
4m Revision of opinion	-----
12m Revision of opinion	-----

### Business Predictability

Analyst Coverage	-----
Divergence of Estimates	-----
Divergence of analysts' opinions	-----
Divergence of Target Price	-----
Earnings quality	-----



# Surperformance Ratings

We daily rank companies globally by fundamentals and technicals

## APPLE VS Global Listed Companies

Investment	★★★★★
Trading	★★★★★
ESG Refinitiv	C

### Financials

Sales Growth	██████████
Earnings Growth	██████████
EBITDA / Sales	██████████
Profitability	██████████
Finances	██████████

### Valuation

P/E ratio	██████████
EV / Sales	██████████
Price to Book	██████████
Price to Free Cash Flow	██████████
Yield	██████████

### Momentum

Turnover review 12m	██████████
Turnover review 4m	██████████
Turnover review 7 days	██████████
Earnings revision 12m	██████████
Earnings revision 4m	██████████

### Consensus

Analyst Opinion	██████████
Potential Price Target	██████████
Price target revision 4m	██████████
4m Revision of opinion	██████████
12m Revision of opinion	██████████

### Business Predictability

Analyst Coverage	██████████
Divergence of Estimates	██████████
Divergence of analysts' opinions	██████████
Divergence of Target Price	██████████
Earnings quality	██████████

### Summary

- The company has strong fundamentals. More than 70% of companies have a lower mix of growth, profitability, debt and visibility.
- The company has a good ESG score relative to its sector, according to Refinitiv.

### Strengths

- Before interest, taxes, depreciation and amortization, the company's margins are particularly high.
- The group's activity appears highly profitable thanks to its outperforming net margins.
- Thanks to a sound financial situation, the firm has significant leeway for investment.
- Analysts have a positive opinion on this stock. Average consensus recommends overweighting or purchasing the stock.
- There is high visibility into the group's activities for the coming years. Outlooks on future revenues from analysts covering the equity remain similar. Such hardly dispersed estimates support highly predictable sales for the current and upcoming fiscal years.
- The group usually releases upbeat results with huge surprise rates.

### Weaknesses

- With relatively low growth outlooks, the group is not among those with the highest revenue growth potential.
- The company benefits from high valuations in earnings multiples.
- The company's "enterprise value to sales" ratio is among the highest in the world.
- The company appears highly valued given the size of its balance sheet.
- The company is not the most generous with respect to shareholders' compensation.



# Surperformance Screening Solution

Looking for Technical & Fundamental Opportunities, Globally?

Here: High Growth, High Profitability, No Debt, Good Past Earnings Quality, Good Business Predictability and Positive Long Term EPS Revisions testing big Mid- and Long-Term Technical Analysis levels, with a Market Cap > 5 Billion USD



## Basic filters



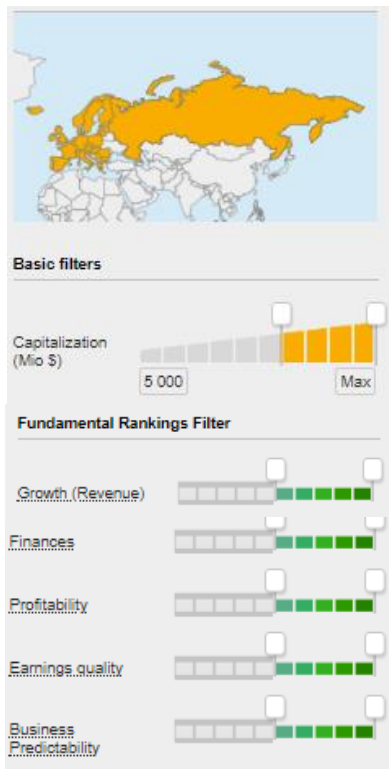
## 27 Matches VS Universe > 5B USD : 2512 stocks

27 stocks match your search.

	Growth (Reve)	P/E ratio	Valuation	4m. EPS revis	Consensus
A2 MILK COMPANY LTD NZD	██████████	██████████	██████████	██████████	██████████
CANADA GOOSE HOLDINGS INC CAD	██████████	██████████	██████████	██████████	██████████
AUTOHOME INC (ADR) USD	██████████	██████████	██████████	██████████	██████████
ANHUI GUJING DISTILLERY COMPANY LIM. CNY	██████████	██████████	██████████	██████████	██████████
FIVE BELOW INC USD	██████████	██████████	██████████	██████████	██████████
VEEVA SYSTEMS INC USD	██████████	██████████	██████████	██████████	██████████
ZHANGZHOU PIENZEHUANG PHARMACEUTIC... CNY	██████████	██████████	██████████	██████████	██████████
PAYCOM SOFTWARE INC USD	██████████	██████████	██████████	██████████	██████████
PAYLOCITY HOLDING CORP USD	██████████	██████████	██████████	██████████	██████████
LOJAS RENNER BRL	██████████	██████████	██████████	██████████	██████████
XILINX USD	██████████	██████████	██████████	██████████	██████████
SHANGHAI INTERNATIONAL AIRPORT CO... CNY	██████████	██████████	██████████	██████████	██████████
TORO CO USD	██████████	██████████	██████████	██████████	██████████
ZHEJIANG SUPOR CO LTD CNY	██████████	██████████	██████████	██████████	██████████
LULULEMON ATHLETICA INC. USD	██████████	██████████	██████████	██████████	██████████
STRAUMANN HOLDING CHF	██████████	██████████	██████████	██████████	██████████
VITASOY INTERNATIONAL HOLDINGS LTD HKD	██████████	██████████	██████████	██████████	██████████
ILLUMINA USD	██████████	██████████	██████████	██████████	██████████
COSTAR GROUP INC USD	██████████	██████████	██████████	██████████	██████████
FOSHAN HAITIAN FLAVOURING & FOOD CO... CNY	██████████	██████████	██████████	██████████	██████████

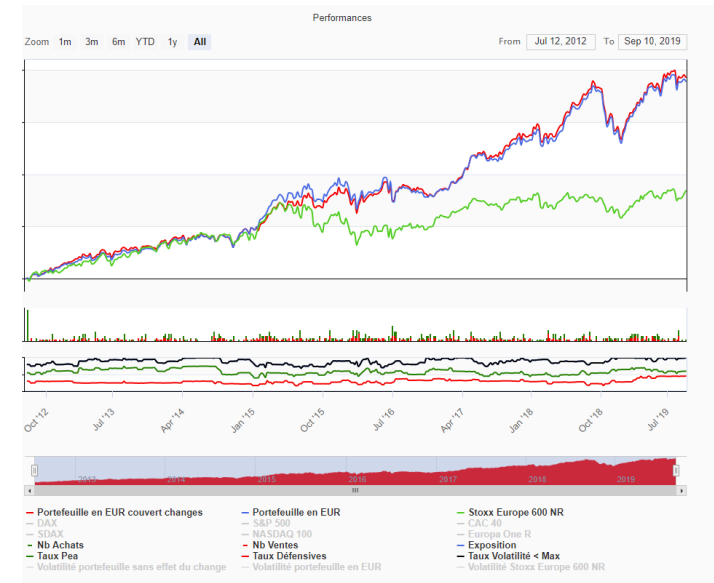
# Backtested Proven Strategies & Ready to Use Thematic Screeners

We are able to backtest and provide efficient investment strategies with ready to use thematic or geographic stock picking selections.



27 stocks match your search.

Stock	Investor Rating	Trading Rating
THALES eur	★★★★★	★★★★★
CARL ZEISS MEDITEC AG eur	★★★★★	★★★★★
LOGITECH INTERNATIONAL S.A. chf	★★★★★	★★★★★
MTU AERO ENGINES eur	★★★★★	★★★★★
HALMA PLC gbp	★★★★★	★★★★★
BIOMÉRIEUX eur	★★★★★	★★★★★
HARGREAVES LANSDOWN PLC gbp	★★★★★	★★★★★
LVMH MOÛT HENNESSY LUITTON SE eur	★★★★★	★★★★★
DIASORIN S.P.A. eur	★★★★★	★★★★★
MONCLER S.P.A. eur	★★★★★	★★★★★
HERMÈS INTERNATIONAL eur	★★★★★	★★★★★
RATIONAL AG eur	★★★★★	★★★★★
PARTNERS GROUP HOLDING AG chf	★★★★★	★★★★★
STRAUMANN HOLDING chf	★★★★★	★★★★★
RIGHTMOVE PLC gbp	★★★★★	★★★★★
EURONEXT N.V. eur	★★★★★	★★★★★
SPRAX-SARCO ENGINEERING gbp	★★★★★	★★★★★
ASML HOLDING N.V. eur	★★★★★	★★★★★
SONOVA HOLDING AG chf	★★★★★	★★★★★
AUTO TRADER GROUP PLC gbp	★★★★★	★★★★★
EDENRED eur	★★★★★	★★★★★
KERING eur	★★★★★	★★★★★
SAPFRAN eur	★★★★★	★★★★★
DEUTSCHE BÖRSE AG eur	★★★★★	★★★★★
MOW ASA nok	★★★★★	★★★★★
LONDON STOCK EXCHANGE PLC gbp	★★★★★	★★★★★
THE SAQO GROUP PLC gbp	★★★★★	★★★★★



Here : basket of 20 European Stocks, Quality Growth Style, with 20% max exposure per country, per sector, per currency.

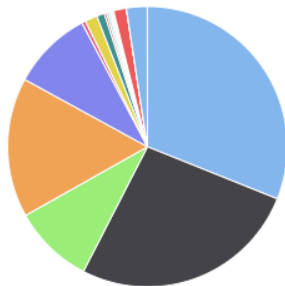
# Portfolio Manager - >1 Billion USD connected

On Zonebourse.com, members can connect their banks & brokers portfolios to our systems

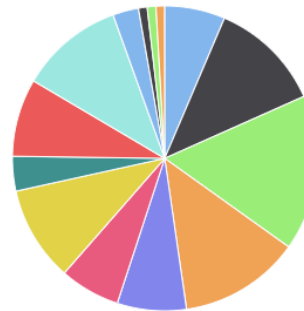


8000 accounts with at least one positions have been connected ( $\approx 1.000M\text{€}$  of AUM). More & more everyday.

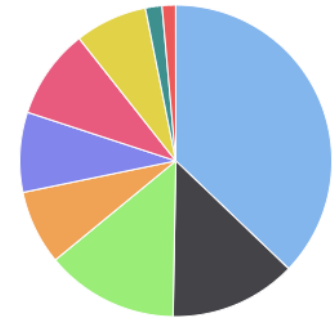
Accounts types:



Online Banks Market Share



Accounts sizes



# Contact



Franck MOREL - Founder & CEO

[fmorel@zonebourse.com](mailto:fmorel@zonebourse.com)

Direct: +33 (0)4 78 30 41 42

Mobile: +33 (0)6 87 50 14 84



Christopher GONTHARET

[cgontharet@zonebourse.com](mailto:cgontharet@zonebourse.com)

Direct: +33 (0)4 78 30 36 62

Mobile: +33 (0)6 22 93 07 74